


Getting Ready for 1st Grade!



Must Do's:

- **Summer Reading Log-**
Read 10 books over the summer. Show what you read by coloring in a beach ball for each book! When you return to school you'll get a certificate and 10 eagle bucks!
- **Math Facts Review Packet-**
Practice your math facts so you'll be fluent in 1st grade. Choose at least 2 pages.
- **Decodable Texts-**
Read & draw a picture to match the stories!
- **Heart Word Practice-**
Practice reading and spelling. (see parent instruction sheet)
- **Roll and Read-**
Choose 2 roll and read pages to finish. Dice are included. Try and color the whole page!



Notes

Hi Families!

We are so excited to be meeting some of you in August! We have included some review materials to help your child get ready for 1st grade. Have a great summer!

May Do's:

- Finish math fact packet
- Freckle Math on the computer
- Lexia reading
- Summer reading challenge game
- Create a bookmark for your books

Remember



Have a great summer and we'll see you in 1st grade!
You are officially a 1st grader!

-Ms. Corso & Ms. Rebecca

Dear First grade Families,

We would like to welcome you to first grade! This summer is an opportunity to prepare for first grade before they join us in school next year. We would also appreciate it if you can take some time to fill out the form to tell us about your child. Please return this form in your child's folder at the beginning of the year. We have put together some recommended activities for your child over the summer...

It is important that your child :

- Read !! Reading is the best way to prepare for first grade. This includes first graders reading with family members.
- Practice Math facts! The end of kindergarten standard is facts within five. (addition and subtraction) Instantly! First grade is within 10.

We have attached some ideas for literacy and math practice at home. All students should read and practice math facts over the summer at home. Included is a packet for some practice to prepare your child for first grade!

Also included is a Reading challenge! (This is a may do- see "Getting Ready" sheet)
Your child can read their favorite book and write and illustrate a response with the paper provided. If turned in your child will be placed into a special raffle for a new book.

We look forward to meeting and working with your family during the upcoming school year!
Have a safe and happy summer!!

First grade teachers

Mrs. Corso
Ms. Rebecca

First Grade 2025-26 Supply List

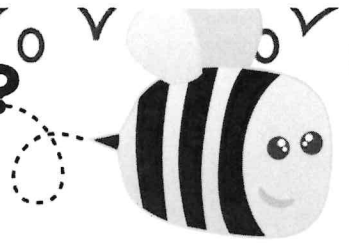
*Label ALL water bottles and individual supplies

- Backpack (able to fit planner, folder, lunchbox and water bottle)
- Lunchbox (fits in backpack for easy access and fits in small cubby)
- Reusable Water bottle (labeled) Please not too big, able to fit on desk and in backpack easily
- Wired mouse for computer (will make use easier for kiddos)
- Wired headphones (labeled and a size that can fit easily in desk or cubby)
- Erasers (Hi-Polymer, and pencil top)
- Gluesticks
- Crayons (1 box 24)
- Colored pencils (1 box 24)
- Scissors
- Tissues 2 boxes (more if you like)
- Beach Towel for outside learning (labeled)

Classroom Wish List: (teacher will include Amazon wish list later in summer if you would like to donate more)

- Pencils (Ticonderoga brand if possible)
- Sandwich, quart, or gallon zip lock bags (one box will be fine)
- White cardstock
- Colored cardstock
- Colored copy paper
- Index cards
- Laminating paper 8x12
- Clorox Wipes

What's the BUZZ on YOUR CHILD?



student's name: _____

1. What three adjectives best describe your child?

2. What does your child like to do for fun **OUTSIDE** of school?

3. What are your child's strengths? _____

4. In what area(s) would you like to see your child improve?

5. What motivates your child?

6. What kind of things upset your child?

7. How would you rate your child's attitude toward school?

1 2 3 4 5 (super)

8. How would you rate your child's sense of responsibility?

1 2 3 4 5 (super)

Please list any holidays your child does not celebrate below. (If your child does not celebrate any holidays, simply write **all**)

Student lives with: (Please circle all that apply)

Both parents Single parent: Mother Father




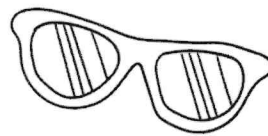
Other _____

Do you have any concerns you would like to share? If so,
please feel free to add any additional information you think would be helpful on the back.

_____'S

SUMMER

Reading Packet







A-Z
VC
CVC
Blends
Digraphs
VCe

UFLI-ALIGNED (K-1, 2, 3, 4, 5, 6, 7, 8, 9, 10, 11, 12)

PARENT INSTRUCTIONS

HOW TO HELP YOUR CHILD WITH HEART WORDS...



<p>STEP 1: Select the heart word you would like your child to learn. Heart words are high-frequency words that are phonetically irregular. High-frequency words that are regular can be taught along with the phonics pattern it follows.</p>	<p>EXAMPLE: "said" is a phonetically irregular high-frequency word due to the "ai" representing the short e sound.</p>
<p>STEP 2: Show your child the word. Have them repeat it, say the sounds in the word, and touch a dot or colored card for each sound. Don't worry about the letters yet.</p>	
<p>STEP 3: Match the sounds of the word that are phonetically regular to the letters they correspond with. Write the letters. The letters "ai" in said are not phonetically regular, therefore the letters do not match the sound.</p>	
<p>STEP 4: Draw your child's attention to the phonetically irregular part of the word that must be "learned by heart." Write the letters and draw a heart above them or on top of them.</p>	
<p>STEP 5: Your child will practice writing the word and identifying the "heart part." Add the word card to your stack of words to review it frequently.</p>	

the

I

and

a

is

as

said

to

do

of

see

he

me

be

from

look

book

are

was

you

what







have

your

want







Roll and Read

Lesson 35a: short a review

					
at	has	cat	had	as	bad
hat	bag	lab	fat	gas	mad
gag	lap	fad	cab	map	tag
jab	max	mat	wax	zap	dad
ax	dab	sad	rag	yap	vat
nab	tap	rap	gap	bat	at







Roll and Read

Lesson 35b: nasalized a review

					
am	yam	an	ham	and	bam
fan	pan	dam	fan	ran	man
ban	tan	am	van	can	ham
van	jam	ham	ban	yam	tan
ram	Sam	pan	am	ran	and
man	Pam	can	jam	am	an

Roll and Read

Lesson 35c: short a advanced review

					
fast	glad	ask	flat	cram	scam
grab	drag	scan	scab	slap	clam
crab	snag	brag	mask	cast	past
band	slam	camp	pact	task	flap
clap	blab	mast	rasp	raft	vast
slab	last	damp	sand	flag	pant

Bag of Hats and Caps

Illustrate the story here:




Jax has a big bag. The bag has hats and caps in it. Six hats and ten caps fit in the bag.

“Can I have a hat?” asks Gab. “Yes, you can have a hat,” said Jax. “Can I have a cap?” asks Kat. “Yes, you can have a cap,” said Jax. Gab and Kat are glad to have the hat and cap.

Tad's Cab

Illustrate the story here:




Tad has a cab. The cab has lots of mud on it. The cab has lots of dust in it. "The cab looks bad!" said Tad.

He got a bag of rags and a tin of wax. He dips a rag in the wax. The wax gets rid of the mud and dust. "The cab looks rad!" said Tad.

Tad got in the cab. The cab did not go. "Oh no!" said Tad, "I have to get gas!"

Let's Plan a Trip

Illustrate the story here:



Sam plans a trip to camp. Sam asks Dan to plan the trip with him. Dan said, "Yes! Let's plan a trip! What do we have to do?" "We have to get the van and the tents," said Sam. "I can get the van if you can get the tents," said Dan.

Dan gets the van. Sam gets the tents. The men are glad to be on a trip to camp.

A Trip on the Tram

Illustrate the story here:

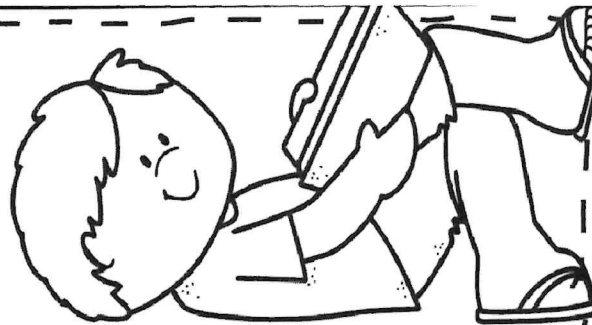
A large, empty rectangular box with a thin black border, intended for a student to draw an illustration of the story.

Grant plans a trip to see his best pal, Skip. Grant gets a bag. He crams a hat, a book, and pants in the bag. Grant grabs his bag and skips to the tram stop.


The tram is at the stop! Grant gets on the tram. It is six stops to get to Skip. Grant sits and grabs his book from his bag. The tram trip is fast. Grant sees Skip at stop six. The pals have a grand trip.

Name _____

Summer Reading




Color a beach ball for every 10 minutes that you read.




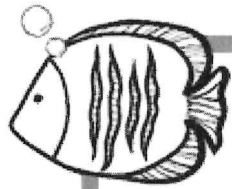
Name _____

Summer Reading Challenge

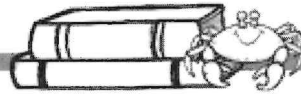


Color a box each time you complete a challenge!. See how many you can complete this summer!

Read to a pet.	Read to a stuffed animal.	Free Choice	Read in a funny voice.	Read under a table.
Read under a tree.	Read with a flashlight.	Read outside.	Read while it rains.	Read for thirty minutes.
Read a book in your pjs.	Wear sunglasses and read.	Read to a friend.	Read in a tent.	Read in a car.
Read at night.	Read under the covers.	Free choice reading.	Read after breakfast.	Read while having a snack.
Read in the park.	Read in bed.	Read beside a window.	Read and share some jokes.	Read and draw a picture.
Whisper read.	Read wearing a costume.	Read on your tummy.	Have someone read to you.	Read a funny story.
Read on a swing.	Read at a library.	Read to a parent.	Read your favorite story.	Read two times in one day.



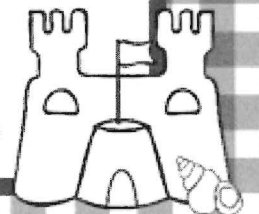

DIVE INTO A
GOOD BOOK!



SUMMER

Relax with a


good book!




Books are a
sweet summer
treat!



Books are something
to CELEBRATE!



Number Correct:




Name _____

Date _____

Write the missing number.

1.	$2 + 1 = \square$	11.	$\square = 3 + 2$
2.	$1 + 1 = \square$	12.	$1 + 3 = \square$
3.	$1 + 4 = \square$	13.	$\square = 2 + 2$
4.	$3 + 1 = \square$	14.	$\square = 1 + 2$
5.	$2 + 2 = \square$	15.	$1 + 4 = \square$
6.	$2 + 3 = \square$	16.	$\square = 2 + 3$
7.	$1 + 2 = \square$	17.	$\square = 5 + 1$
8.	$4 + 1 = \square$	18.	$5 + 2 = \square$
9.	$3 + 2 = \square$	19.	$1 + 0 = \square$
10.	$1 + 3 = \square$	20.	$5 + 0 = \square$

Number Correct:




Name _____

Date _____

Write the missing number.

1.	$2 - 1 = \square$	11.	$\square = 4 - 2$
2.	$4 - 1 = \square$	12.	$5 - 3 = \square$
3.	$5 - 1 = \square$	13.	$\square = 3 - 1$
4.	$3 - 1 = \square$	14.	$\square = 5 - 2$
5.	$3 - 2 = \square$	15.	$4 - 1 = \square$
6.	$4 - 2 = \square$	16.	$\square = 5 - 4$
7.	$5 - 3 = \square$	17.	$\square = 5 - 1$
8.	$5 - 2 = \square$	18.	$6 - 1 = \square$
9.	$4 - 3 = \square$	19.	$1 - 0 = \square$
10.	$5 - 4 = \square$	20.	$5 - 5 = \square$

Number Correct:



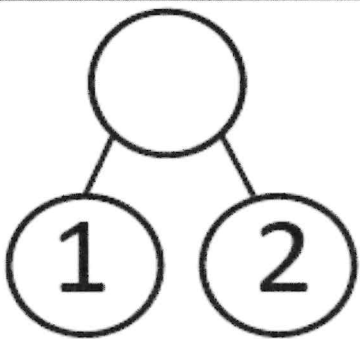

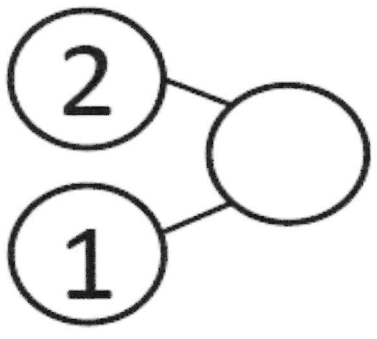
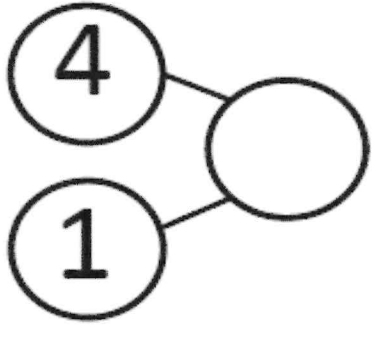
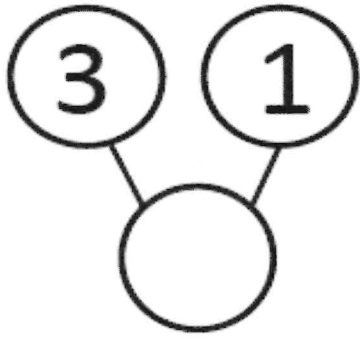

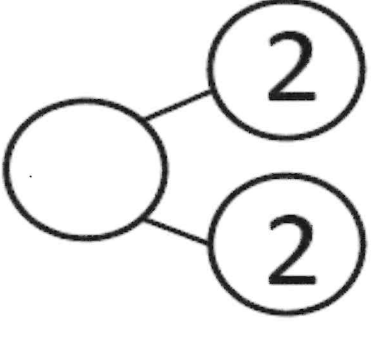
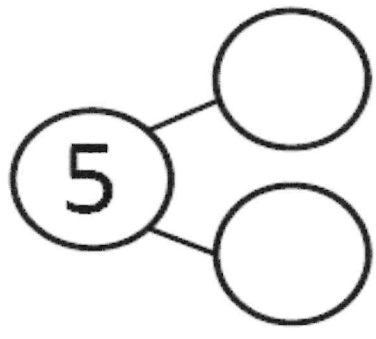
Name _____

Date _____

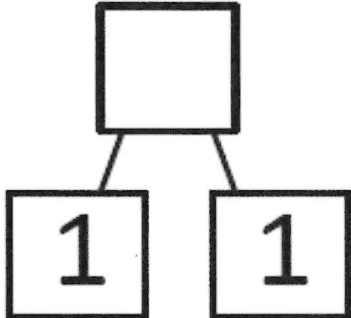
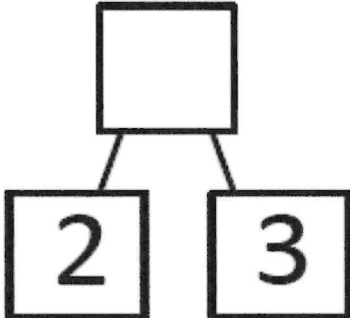
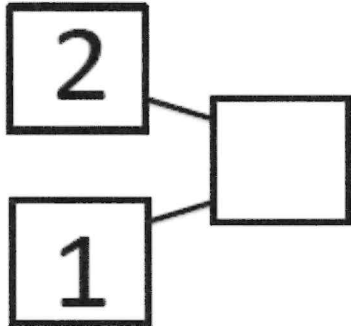
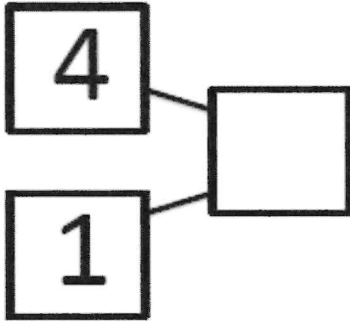
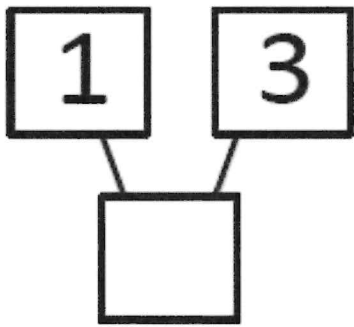
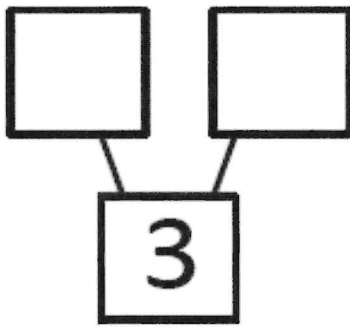
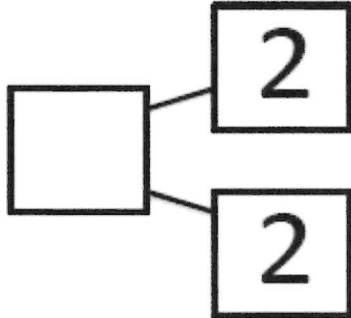
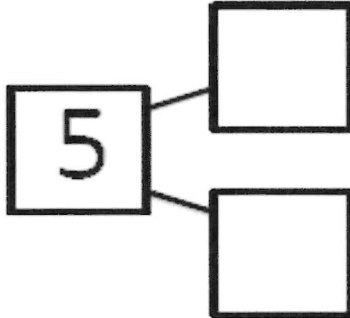
Write the missing number.

1.	$2 + 1 = \square$	11.	$\square = 1 + 2$
2.	$4 + 1 = \square$	12.	$5 + 0 = \square$
3.	$5 - 1 = \square$	13.	$\square = 3 - 1$
4.	$3 + 1 = \square$	14.	$\square = 2 + 2$
5.	$3 + 2 = \square$	15.	$4 - 1 = \square$
6.	$4 - 2 = \square$	16.	$\square = 5 - 4$
7.	$5 - 3 = \square$	17.	$\square = 5 - 1$
8.	$5 - 2 = \square$	18.	$3 + 0 = \square$
9.	$2 + 3 = \square$	19.	$1 - 0 = \square$
10.	$5 - 4 = \square$	20.	$5 - 5 = \square$


Complete the number bond.

Complete the number bond.

Number Correct:



Name _____

Date _____

Write the missing number.

1.	$2 + 1 = \square$	11.	$3 + 2 = \square$
2.	$2 - 1 = \square$	12.	$3 - 2 = \square$
3.	$3 + 1 = \square$	13.	$4 + 0 = \square$
4.	$3 - 1 = \square$	14.	$4 - 0 = \square$
5.	$4 + 1 = \square$	15.	$5 + 0 = \square$
6.	$4 - 1 = \square$	16.	$5 - 0 = \square$
7.	$1 + 1 = \square$	17.	$5 - 5 = \square$
8.	$1 - 1 = \square$	18.	$4 + 1 = \square$
9.	$2 + 2 = \square$	19.	$5 - 4 = \square$
10.	$2 - 2 = \square$	20.	$5 - 1 = \square$

Name _____

Date _____

My Subtraction Practice



$5 - 1 =$ <input type="text"/>	$5 - 4 =$ <input type="text"/>
$4 - 1 =$ <input type="text"/>	$5 - 3 =$ <input type="text"/>
$3 - 1 =$ <input type="text"/>	$5 - 2 =$ <input type="text"/>
$2 - 1 =$ <input type="text"/>	$3 - 1 =$ <input type="text"/>
$5 - 2 =$ <input type="text"/>	$2 - 1 =$ <input type="text"/>
$3 - 2 =$ <input type="text"/>	$3 - 2 =$ <input type="text"/>
$4 - 3 =$ <input type="text"/>	$4 - 2 =$ <input type="text"/>
$4 - 2 =$ <input type="text"/>	$4 - 1 =$ <input type="text"/>

Name _____

Date _____

My Addition Practice



$1 + 1 =$ <input type="text"/>	$2 + 3 =$ <input type="text"/>
$4 + 1 =$ <input type="text"/>	$1 + 3 =$ <input type="text"/>
$1 + 2 =$ <input type="text"/>	$2 + 2 =$ <input type="text"/>
$3 + 1 =$ <input type="text"/>	$3 + 1 =$ <input type="text"/>
$1 + 4 =$ <input type="text"/>	$2 + 3 =$ <input type="text"/>
$2 + 1 =$ <input type="text"/>	$4 + 1 =$ <input type="text"/>
$2 + 2 =$ <input type="text"/>	$3 + 2 =$ <input type="text"/>
$3 + 2 =$ <input type="text"/>	$1 + 3 =$ <input type="text"/>